



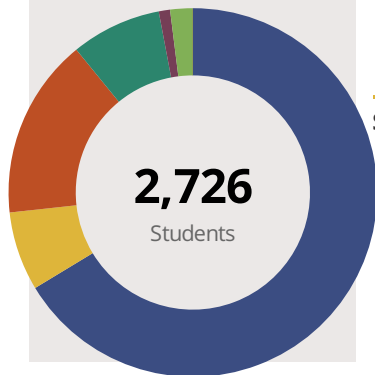
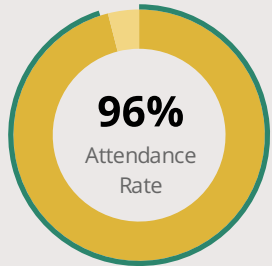
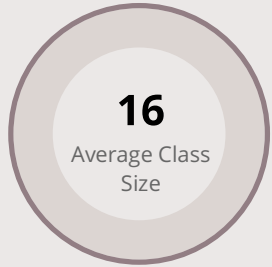
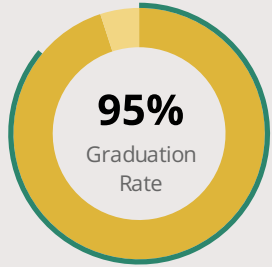
# LAKE PARK HIGH SCHOOL

500 W BRYN MAWR AVE ROSELLE, IL 60172 2156 (630) 295-5310

Grades: 9-12  
District: LAKE PARK CHSD 108

Principal: Mrs. Janet Constien  
Superintendent: Dr. Lynne Panega

## FAST FACTS



## College Readiness

### Graduation Rate

Percentage of students who graduate within 4 years



### Post-Secondary Enrollment

Percentage of students who enroll at colleges and universities



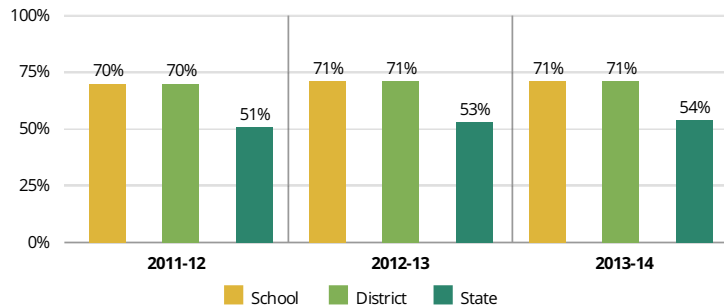
### Ready for College Coursework

Percentage of students who meet or exceed ACT college readiness benchmarks



## Academic Success

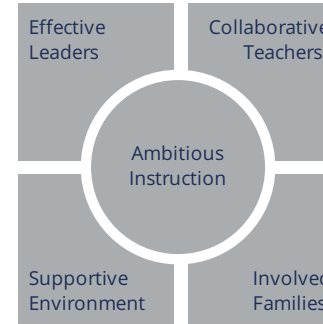
The percentage of students who meet or exceed standards on the Prairie State Achievement Exam (PSAE).



## Student Characteristics

White	67%	Low Income	17%
Black	7%	English Learners	1%
Hispanic	16%	With Disabilities	11%
Asian	8%	Homeless	1%
American Indian	1%		
Multiracial	2%		
Pacific Islander	0%		

## School Environment



The **5Essentials Survey** allows students in grades 6-12 and all teachers to share their perspectives on essential conditions for learning. The anonymous survey consists of 5 components.

- Most implementation
- More implementation
- Average implementation
- Less implementation
- Least implementation
- Not Applicable/Low Response

### Response Rates

Students	-
Teachers	-

### Effective Leaders

Do principals and teachers implement a shared vision for success?

### Collaborative Teachers

Do teachers collaborate to promote professional growth?

### Ambitious Instruction

Are the classes challenging and engaging?

### Supportive Environment

Is the school safe, demanding, and supportive?

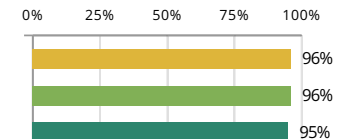
### Involved Families

Does the entire staff build strong external relationships?

## Student Attendance and Mobility

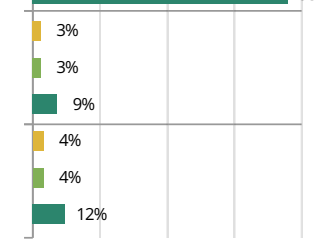
### Attendance Rate

Rate at which students are present, not including excused or unexcused absences



### Chronic Truancy Rate

Percentage of students who have been absent without valid reasons for 5% or more of regular school days



### Student Mobility

Percentage of students who transfer in or out of the school during the school year, not including graduates





# LAKE PARK HIGH SCHOOL

## School Highlights

### Academic Courses

24 AP courses offered in Art, Comp Sci, English, Math, Music, Science, Social Studies & World Languages. 35 Dual Credit courses offered such as A+ Certification, Cosmetology, PLTW & Certified Nursing. 57 courses in CTE areas such as Accounting, Drafting & Web Design. French, Spanish & German foreign language courses.

### Physical Education, Health and Wellness

A progressive curriculum with courses such as Weight Lifting/Toning, Adventure Education, Net/ Racquet Activities, Off Campus Activities, Team Activities, Driver's Education, Dance Arts, Health Education Courses, Learning Readiness PE and Wellness: Nutrition and Exercise.

### Other Programs and Activities

Students can participate in one of 28 after-school activities. Examples include a state champion Marching Band, Theater, Sister School Exchange, IHSA Bass Fishing, Mathletes, Gamers Club, NHS, Youth in Government, & IHSA Speech team. Supports for students include summer school and ACT Prep.

### School Awards

Three National Board Certified Teachers; 2013 & 2014 - Washington Post America's Best High School list. College Board Advanced Placement Achievement List, 2011, 2012 & 2013; Newsweek's Top 5% of high schools in the country 2011, 2012 & 2013.

### Career Development Courses and Programs

Through our partnerships with TCD & COD and courses we offer on campus, students can explore career internships, work study programs and diverse courses such as Auto Body, Child Development, Culinary Arts, Fire Fighting, Fashion Merchandising and TV Production. Dual credit opportunities also exist for students.

### Athletics

27 sports at 91 levels. Dance state champions 2014. State champion boys track '10, '11, '12 & '13 & State runner-up 2014. Boys soccer - 4th place in state 2013. Boys volleyball - 4th place in state 2014. State runner-up Girls Cross Country '12. Co-Ed Cheer State champions 2011. Boys volleyball state qualifiers 2012. Dance state champs 2011.

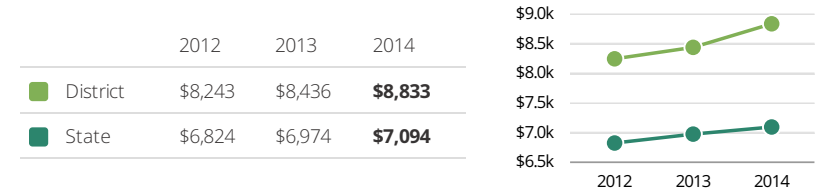
### School Personnel Resources

Department Chair, English as a Second Language Teacher, General Administrator or General Supervi, Librarian/Media Specialist, Paraprofessional, School Guidance Counselor, School Nurse, School Psychologist, School Psychology Intern, School Social Worker, School Social Worker Intern, Special Education Teacher, Speech Language Pathologist-non teaching, State-Approved Director of Special Educa, Student Dean, Technology Specialist

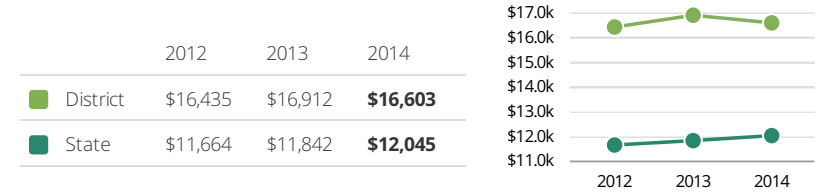
### Facilities

## District Finance

**Instructional Spending per Pupil** includes only the activities directly dealing with the teaching of students or the interaction between teachers and students.



**Operational Spending per Pupil** includes all costs for overall operations in this school's district, including Instructional Spending, but excluding summer school, adult education, capital expenditures, and long-term debt payments.



## Educator Measures

In the last six years, **2 principals** have led this school. In the last three years, an average of **89% of teachers** return to this school from one year to the next.

Measures of teacher attendance and proficiency will be added to this report in 2015.

## FOR MORE INFORMATION

Visit [IllinoisReportCard.com](http://IllinoisReportCard.com) to see additional details about each item of information for this school. There you will find charts spanning multiple years, detailed explanations, resources, more of the school's programs and activities, and powerful tools that let you dig deeper into data.

Most of this data has been collected by ISBE from school districts through data systems. Some information, such as the School Highlights, is entered directly by principals and can be updated throughout the year.